



Airport Activity FUN BOOK



Airside Operations Centre



Which page are each of these images from?

A



B



C





D



Emergency!

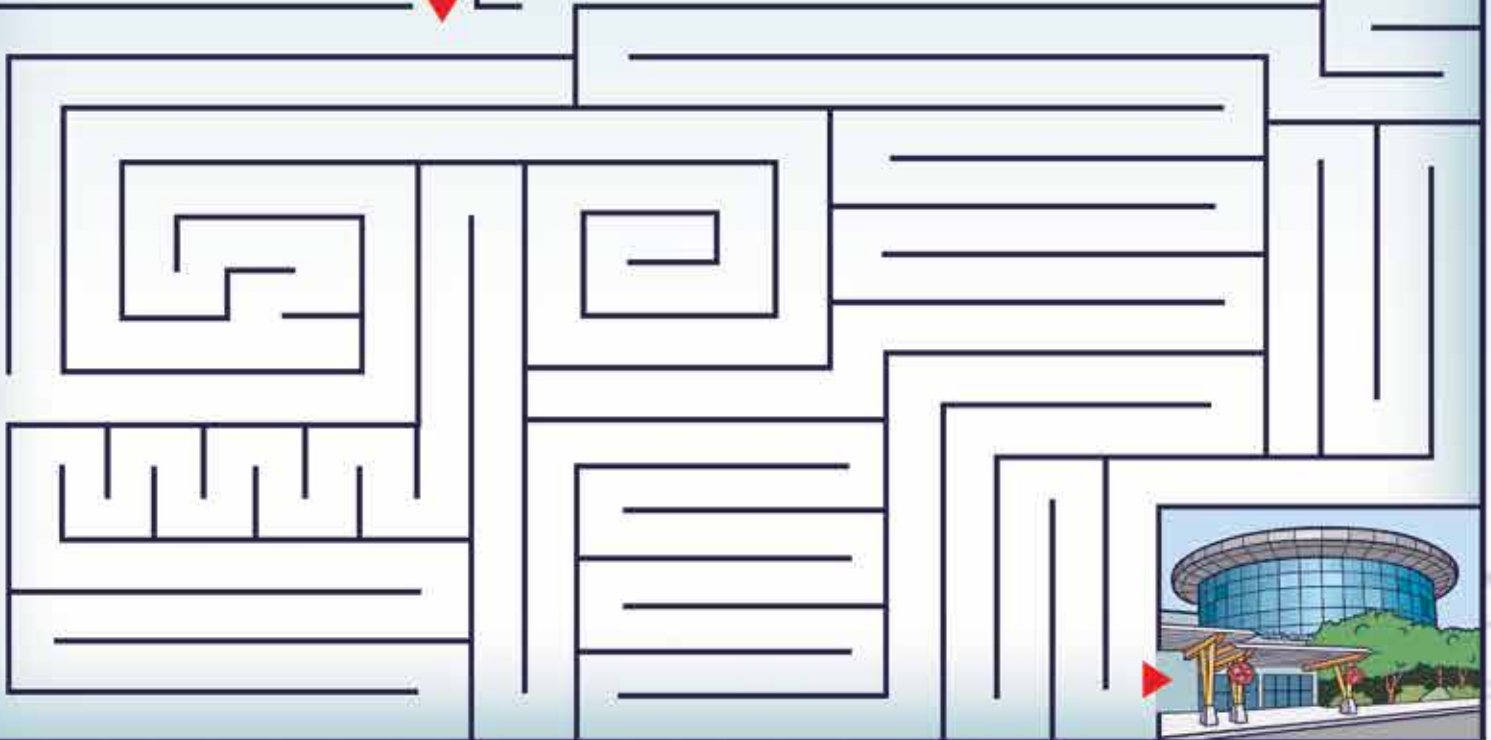
We need your help to find 11 differences between these two fire rescue vehicles!



the flight
path

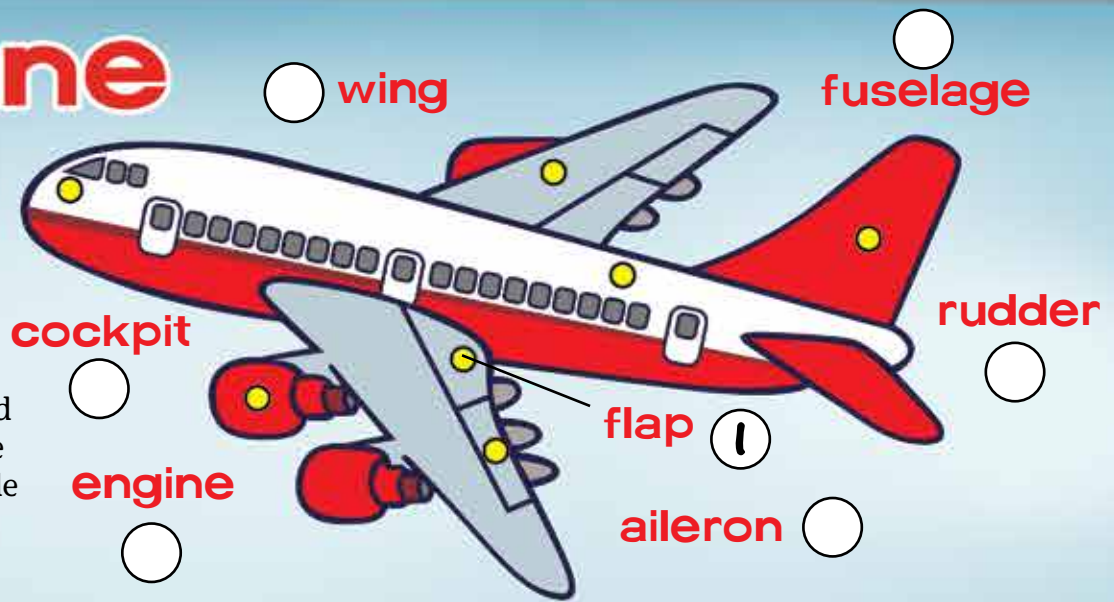
Help the cyclists find their way along The Flight Path multi-use path to Victoria International Airport.

start



Airplane Quiz!

Draw a line from each word to the yellow circle that marks the correct part on the airplane. Use the clues below to help find the answers, then write the number in the circles beside each word. The first one is done for you!



- 1 This moveable part on the wing helps slow the airplane down.
- 2 This helps turn the nose of the airplane right or left.
- 3 These move up and down, and help the airplane turn right or left.
- 4 These help lift the airplane into the sky.
- 5 This is what the body of an airplane is called.
- 6 This is where the pilot sits during the flight.
- 7 This part provides the power for takeoff and landing and for moving the airplane forward in the sky.

















Suitcase Search!





Find these travel words in the suitcase word search!

- LUGGAGE**
- DESTINATION**
- AIRPLANE**
- TRAVEL**
- PILOT**
- AIRPORT**
- TICKET**
- RUNWAY**
- FLIGHT**
- HOLIDAY**
- PASSPORT**



In this grid, each shape represents a number: 1, 2, 3 or 4. When all of the numbers in a row or column are added together, they equal the totals at the sides and bottom. Figure out what number each shape represents, and write it down in the answer spaces provided.

				= 8
				= 12
				= 10
				= 11
= 12	= 5	= 13	= 11	

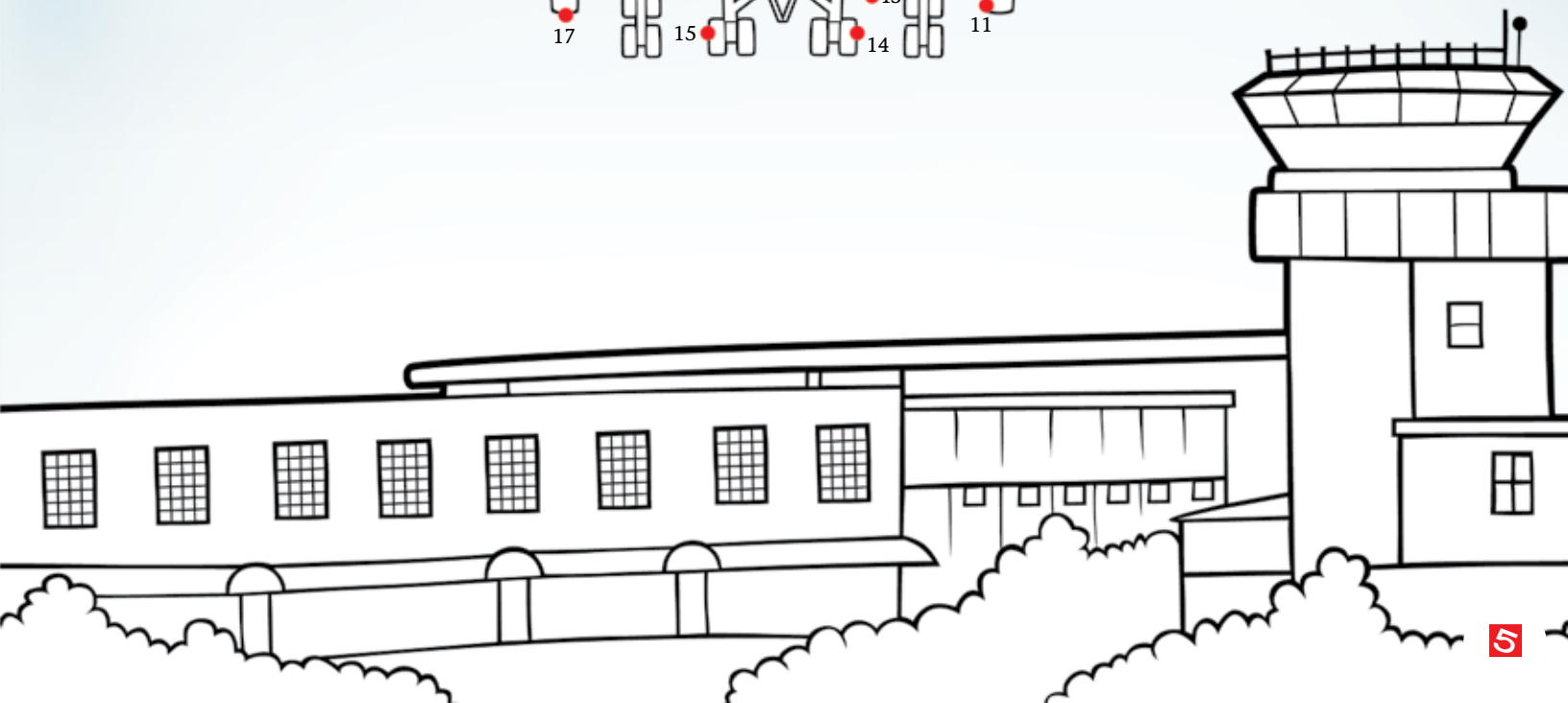
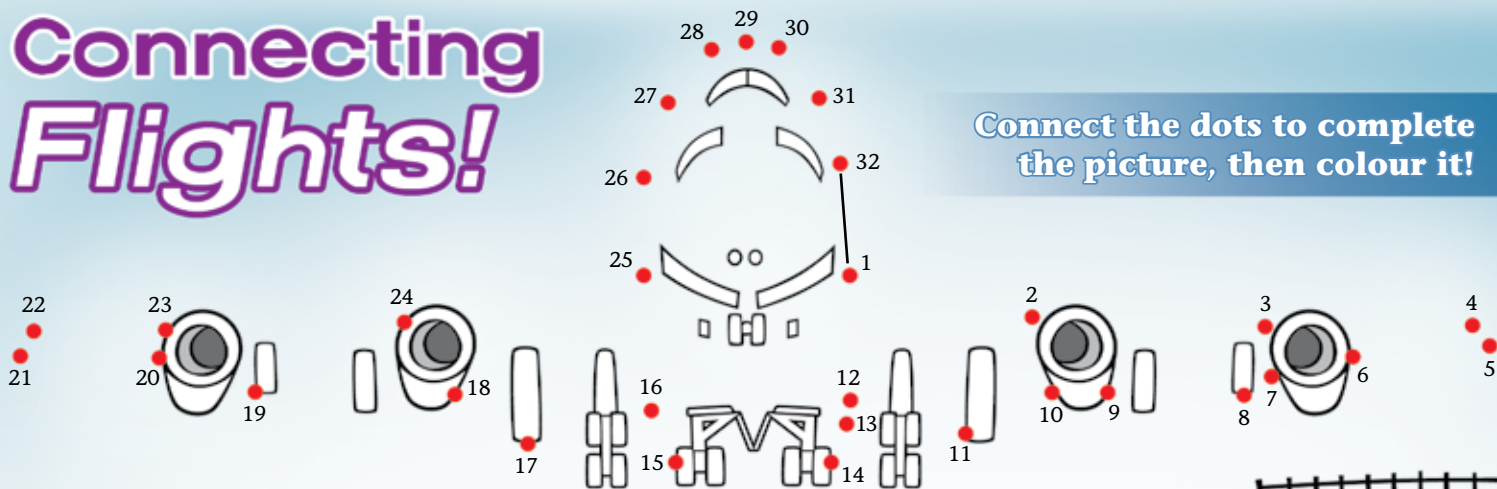
	=	<input type="text"/>
	=	<input type="text"/>
	=	<input type="text"/>
	=	<input type="text"/>

Complete each sequence by drawing the next image in the squares.



Connecting Flights!

Connect the dots to complete the picture, then colour it!





Mystery Message!

Pilots use the “phonetic alphabet” to communicate clearly over their airplane radio. Using this alphabet, see if you can work out what the pilot is saying!

- | | |
|------------------|-------------------|
| A Alpha | N November |
| B Bravo | O Oscar |
| C Charlie | P Papa |
| D Delta | Q Quebec |
| E Echo | R Romeo |
| F Foxtrot | S Sierra |
| G Golf | T Tango |
| H Hotel | U Uniform |
| I India | V Victor |
| J Juliet | W Whiskey |
| K Kilo | X X-ray |
| L Lima | Y Yankee |
| M Mike | Z Zulu |



									!

Mad Lib!

To play the Mad Lib game, first, without reading the story, you must fill in the blanks with words based on the suggested definitions below it. Ask your friends to give you silly words. Then read the story out loud for a good laugh.

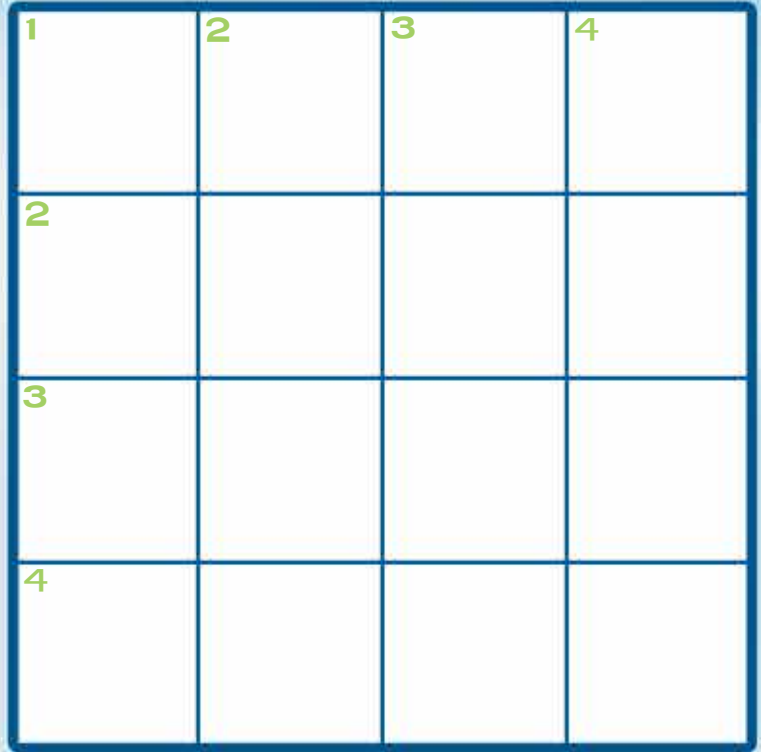
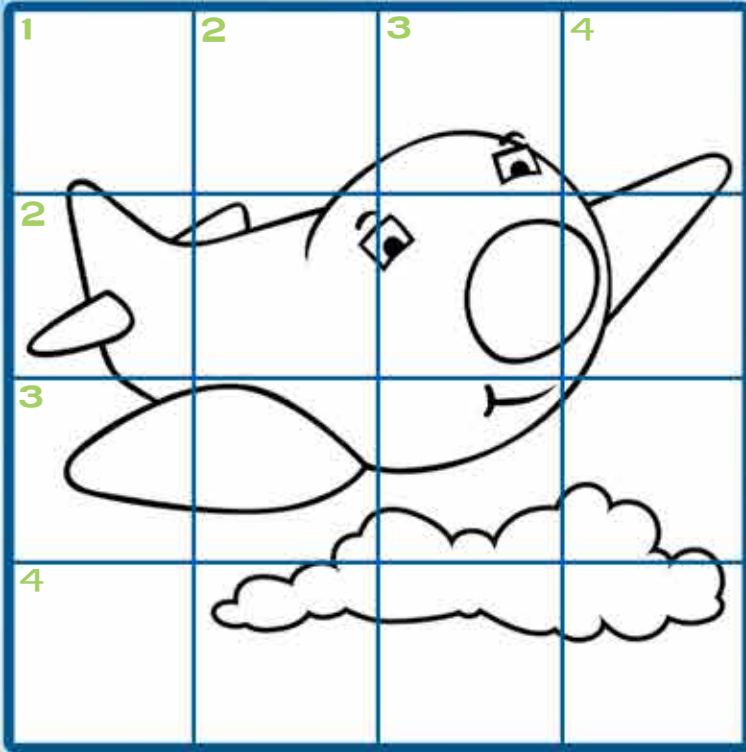
“Ladies and gentlemen, this is _____, your Captain speaking. Thank you for flying with _____ Airlines! Today we’ll be cruising all around the world with a brief stopover in _____.

So sit back, relax and enjoy the trip! If you need anything at all, just ring and our flight attendant, _____, will be happy to assist you. Choose from our menu of delicious snacks such as _____ and _____.

Right now, we’re flying over the coast of _____. If you look out your windows you can see a herd of _____ s grazing on some _____ s. We are heading _____ now, high over Lake _____, you’ll notice the water has a lovely _____ hue. At this time we ask that you kindly fasten your seatbelts in preparation for landing. We’ll reach our destination in approximately _____ minutes. Please keep the aisles clear and your _____ tucked safely under the seat. We’ll be touching down shortly near the field below. You may recognize this place as _____! Thanks for flying Air-_____. Please come again!”

Airplane Art!

Draw the airplane by copying from the boxes on the left and drawing in the boxes on the right.



Similar Cyclists!

Which two cyclists are exactly the same?





Fly and Seek

Whoever spots these things first puts their name underneath. Highest number spotted wins!



ANSWERS Cover: Images: A - 4, B - 5, C - 7, D - 3; Page 2: Spot the differences: license plate, "Fire Rescue" colour, side panel, back wheel, crest on side of vehicle, side mirror, top railing, blue stripe on side, front light, windshield wiper, number on side of vehicle; Page 3: Airplane Quiz: 1 - flap, 2 - rudder, 3 - aileron, 4 - wing, 5 - fuselage, 6 - cockpit, 7 - engine; Page 4: Grid game: moon - 3, airplane - 2, cloud - 1, globe - 4; Page 5: Sequences: 1 - hat, 2 - airplane, 3 - boarding pass; Page 6: Mystery Message: Ready for takeoff! Page 7: Similar Cyclists: f and h.

* Bouquet of Memories - Illarion Gallant